
Bezra World User Guide

For Bezra World 1.0

Version 1.0

January 15, 2010

Dody Gunawinata

Contents

Contents.....	1
Overview	2
How to play	3
Changing your character	5
View Rankings	6
Pick up score	7
Pick/Remove tools.....	8
Hide/Show game controls	10
Zoom Out/In.....	11
Moving around without player.....	12
Available Activities	13
Turning light off.....	13
Turning water off.....	14
Turning TV.....	15
Turning Music Player	16
Clean up graffiti	17

Pick up Paint and Paintbrush..... 18

Planting trees..... 19

Picking up trash..... 20

Dropping garbage to trash can..... 21

Open Quizzes 22

Changing Cities 23

Chatting with other players..... 24

Overview

Bezra world is an online multiplayer game that allows its users to learn good practices about the environment. Anything that is considered as “green” behavior is rewarded within the game.



Login screen.

How to play



This is how the game looks like (the menu appear after clicking on the picture at the top left)

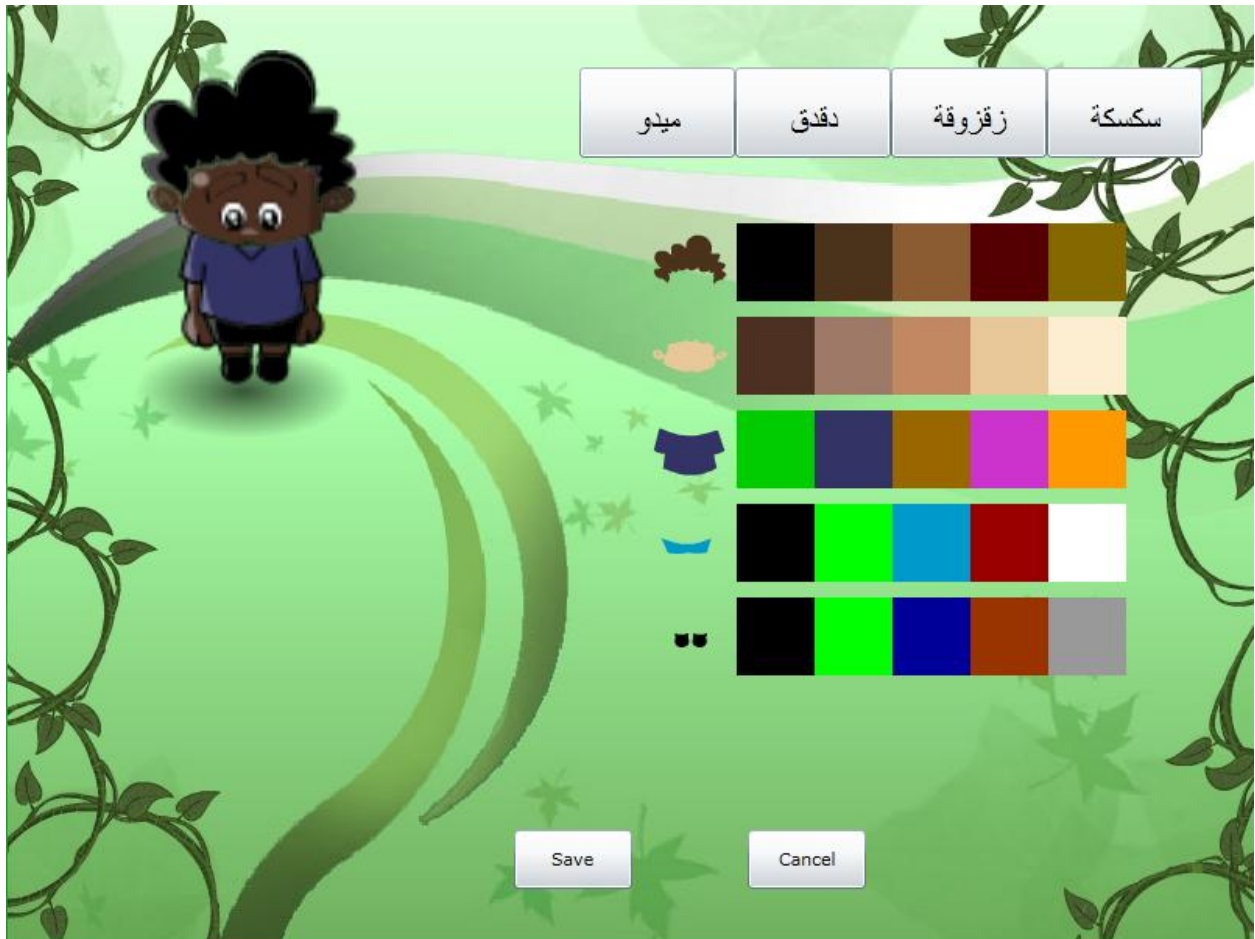
The game screen elements are as follows:

- **Chat box.** The chat box is activated after the Say button is click. Simply type your message and press Say button and your message will pop up on your character and be available to other players in the game.
- **Mini map.** The minimap is located at the top right of the screen. Click on the mini map to make it bigger.
- **Tool.** The tool section is available at the bottom right of the screen. Currently the player has no tool.
- **+ button.** Click on the + button when you want to view the virtual city without moving your characters. Use the arrow keys to view the virtual city.

- **Inventory indicators.** The inventory indicators are located the bottom left of the screen and shows how much item you have picked up. The more items picked up by the character, the higher the inventory indicators bar will be. There are three inventory indicators:
 - Trash inventory. The number of trash you have picked up.
 - Paint inventory. The number of paint you have picked up.
 - Misc inventory. Any other items outside trash and paint that you have picked up.
- **Player Icon.** The player icon is located at the top left of the screen. When you click it, the menu will appear (as seen on screen) and your current score will appear (not shown).
 - **Back to game.** Close the menu and return back to the game.
 - **View ranks.** Open the ranking information.
 - **Edit my profile.** Open the edit profile page on which you can customize your character and even change to a new character.
 - **Logout.** Logout from the screen.

To move around simply click on the screen to direct where you want your character to move. If you keep your click in a certain direction, your character will continue to move.

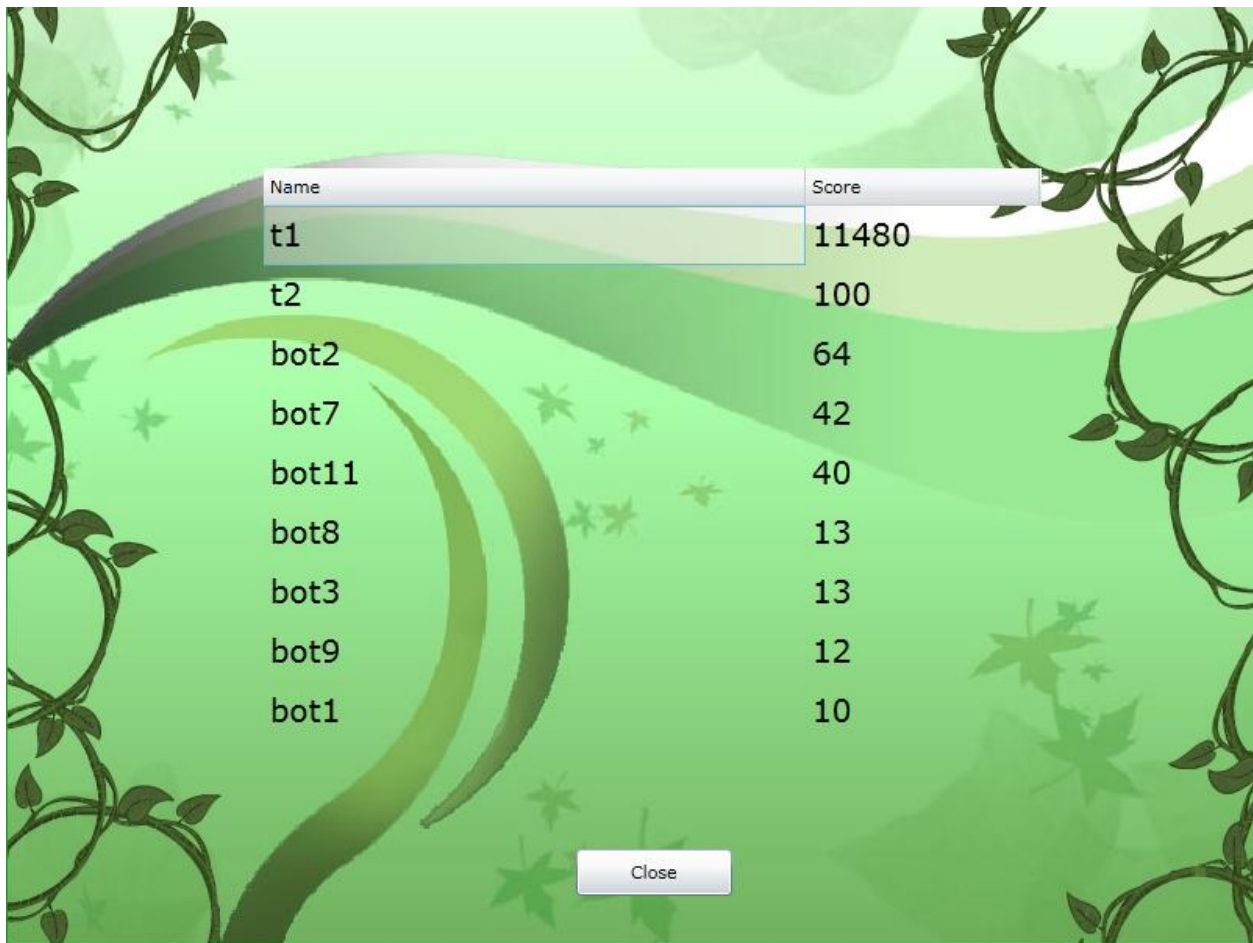
Changing your character



This is the character customization screen

You can customize 5 aspects of your character or change to a new character altogether. When you are done, click Save.

View Rankings

A screenshot of a game's ranking screen. The background is a light green gradient with decorative vine and leaf patterns. A table with two columns, 'Name' and 'Score', is centered on the screen. The table lists ten players, with 't1' having the highest score of 11480. A 'Close' button is located at the bottom center of the screen.

Name	Score
t1	11480
t2	100
bot2	64
bot7	42
bot11	40
bot8	13
bot3	13
bot9	12
bot1	10

Close

Ranking Screen.

This screen lists the top 10 players in the game.

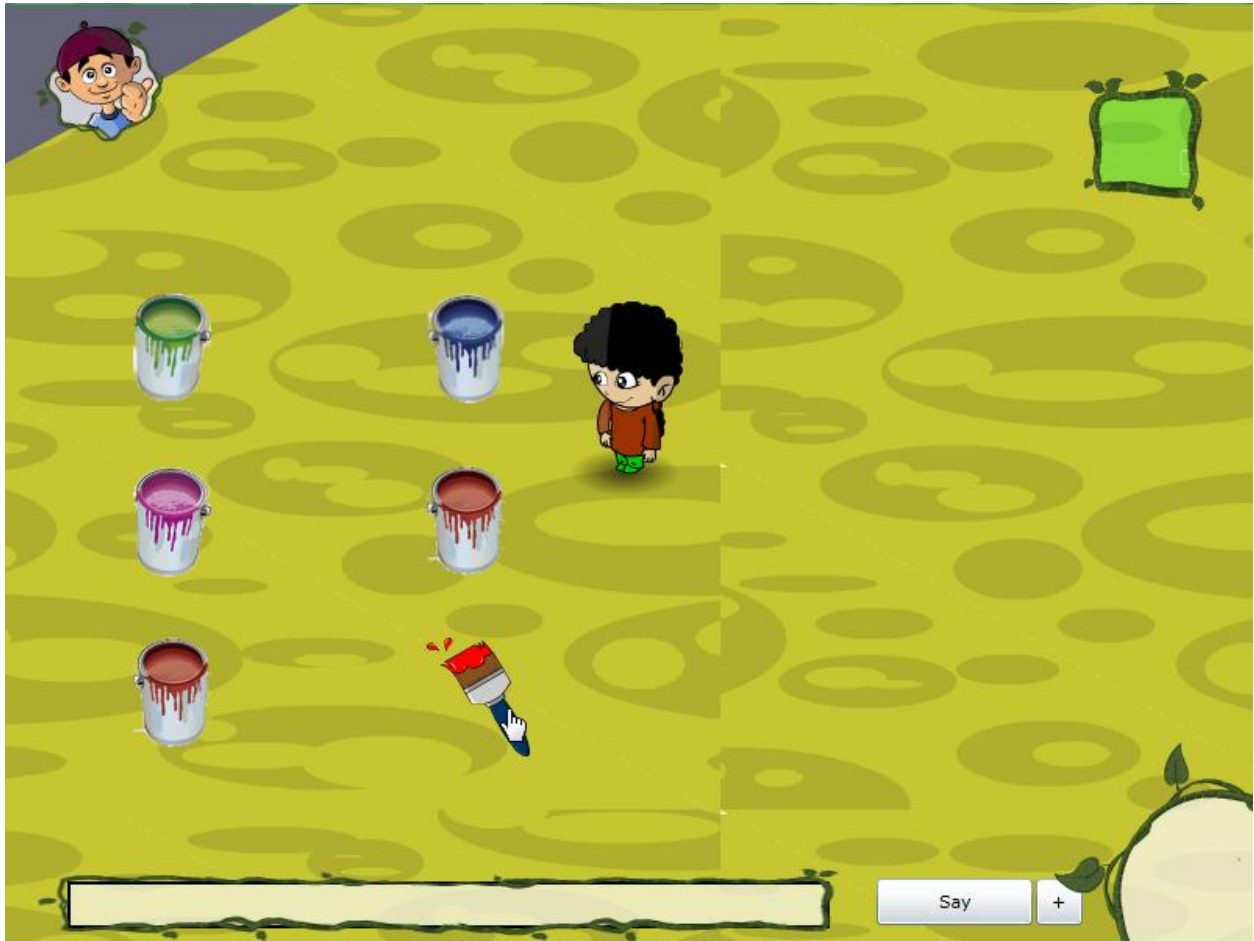
Pick up score



Score appears on the screen

To view your own score, click on the player icon at the top left of the screen and your current score will appear briefly across the screen.

Pick/Remove tools



Click on the Paint Brush to use it as a tool



Click on the tool to drop it

Hide/Show game controls



Use shift + h keyboard shortcut to display/hide game controls

Zoom Out/In



Use Shift + O to zoom out. Click anywhere in the screen to return to your player again.

Moving around without player



Use arrow keys to move around the city without moving the player. If the arrow key does not work, press on the + button and then use the arrows key again. You can return to your player by clicking anywhere on the screen.

Available Activities

Turning light off



Some building has light switch. Click on them to turn light off/on.

Turning water off



This tap water can be turned off

Turning TV



This is a TV. To play it, click on the upper On TV switch. To turn it off, click on the other switch. To change to another channel, keep clicking on the On TV switch.

Turning Music Player



This is a music player. Click on the right speaker to turn it on. Click on the left speaker to turn it off. To change song, keep clicking on the right speaker.

Clean up graffiti



The graffiti on the building can be cleaned using paint and Paintbrush.

Pick up Paint and Paintbrush



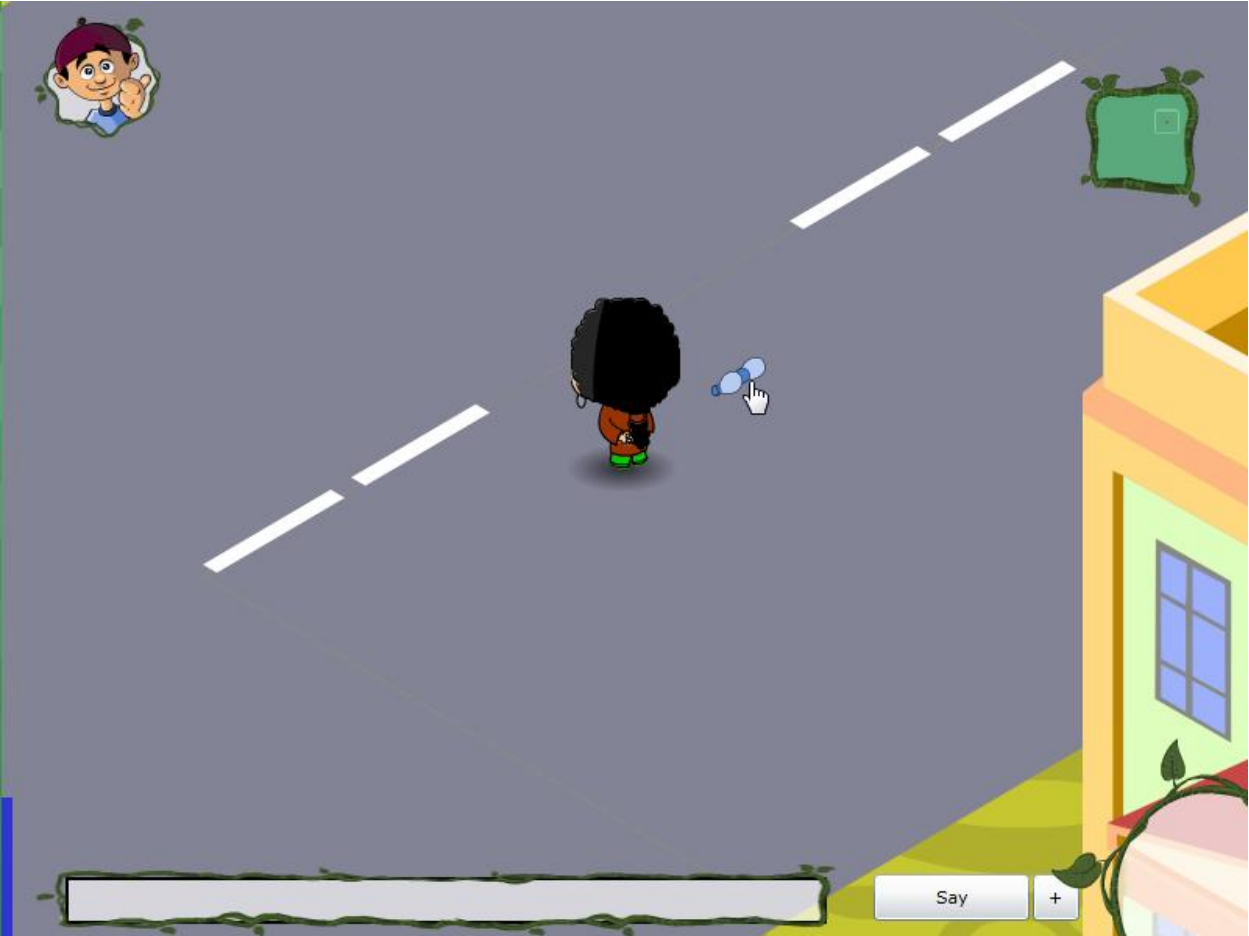
Pick up paints and a Paint Brush to clean graffiti on a building for points.

Planting trees



There are several areas marked by Dark Green, Green and Brown color that allows growing of trees. Green and Brown areas require additional tools to enable tree growing such as garden waterer, garden fork and seeds (all viewable from above screenshot)

Picking up trash



Click on a litter to pick it up.

Dropping garbage to trash can



Once you pick up garbage, you can throw them inside a garbage can for extra point.

Open Quizzes



To open a quiz, simply move your character near a quiz sign and a new browser window will open.

Changing Cities



You can change city by clicking areas marked with Bezra Bus

Chatting with other players



Press Say button, type your message and press Say button again. Your message will appear in the text bubble next to your character and be available to other players nearby (not shown)